



Sheer
Driving Pleasure



THE X6

THE NEW BMW X6.



DISCOVER MORE DIGITALLY: THE NEW BMW BROCHURE APP.



More information, more sheer driving pleasure: The new BMW brochure app offers a digital and interactive BMW experience like never before. Download the BMW brochure app for your smartphone or tablet now and rediscover your BMW.


INNOVATION AND TECHNOLOGY.



18 Powertrain and suspension



20 Driver assistance
21 Safety



22 Connectivity and infotainment
23 Comfort and functionality


EQUIPMENT.




24 Modelle und Lines



32 Additional equipment



36 Exterior colour world




38 Interior colour world



40 Wheels and tyres



41 Original BMW Accessories



42 Technical data



THE NEW ALPHA-BEAST.



THE MOST BEAUTIFUL
EXPRESSION OF POWER.





FAR AND WIDE.
NO CHALLENGE.



EXTRAEXTRAVAGANT.





MORE AUTHORITATIVE
THAN EVER.



DYNAMICS
ACROSS THE BOARD.



ATTRACTIVE
POWERHOUSE.

Eye-catching exterior design Large, backlit BMW kidney grille ,Iconic Glow¹ II BMW Laserlight¹ II Broad stance II Muscular rear II 22" light alloy wheels^{1,*}. **Exceptional driving characteristics on any surface** xOffroad package^{1,*} II Adaptive M suspension Professional^{1,*} II M Sport differential^{1,2,*}. **Powerful drive technology** M TwinPower Turbo engines M50i with 390 kW (530 hp) and M50d with 294 kW (400 hp). **Innovative driver assistance** Driving Assistant Professional^{1,3,*} with Steering and lane control assistant and Evasion aid II Parking Assistant Plus^{1,*} with Reversing Assistant. **Intelligent operation and easy connectivity** BMW Live Cockpit Professional with two large 12.3" displays II BMW Head-Up Display^{1,4} II BMW Intelligent Personal Assistant* II BMW Digital Key^{1,5,*}. **Emotional, attractive interior** Exclusive equipment options II Exceptionally sporty interior design II Large Panorama glass roof Sky Lounge¹ II ,CraftedClarity¹ glass applications¹ II Bowers & Wilkins Diamond surround sound system^{1,*} II M Sport exhaust system^{1,2}. **Provokes – and fascinates. The new BMW X6.**

¹ Available as optional equipment.

² Available as standard for M50i and M50d.

³ Function may be limited in darkness, fog or bright glare.

⁴ The information in the BMW Head-Up Display is not fully visible when viewed through polarised sunglasses. Content shown will depend on the equipment options chosen.

Further optional equipment is required to display specific items.

⁵ Prerequisite is a BMW ConnectedDrive account and a compatible smartphone with Android operating system, NFC technology and integrated secure element. Only compatible with selected Android smartphones with Android 8.0 or higher. For customers with non-compatible smartphones, a high-quality key card is provided.

*The availability of some equipment features and functions depends on engine variants or additional options. The market and production availability may vary. You can find detailed information about terms, standard and optional equipment at www.bmw.com or at your BMW Partner.

■ Standard equipment □ Optional equipment



ENGINE HIGHLIGHTS OF THE NEW BMW X6.

M50i BMW TwinPower Turbo 8-cylinder petrol engine with 390 kW (530 hp) and 750 Nm torque Acceleration 0–100 km/h: 4.3 s Top speed ¹ : 250 km/h Fuel consumption combined ² : 10.4–10.7 l/100 km Combined CO ₂ emissions ² : 237–243 g/km	M50d BMW TwinPower Turbo 6-cylinder diesel engine with 294 kW (400 hp) and 760 Nm torque Acceleration 0–100 km/h: 5.2 s Top speed ¹ : 250 km/h Fuel consumption combined ² : 6.9–7.2 l/100 km Combined CO ₂ emissions ² : 181–190 g/km
---	---

■ For maximum traction, driving dynamics and safety, the **BMW xDrive all-wheel drive system** provides variable drive power distribution to the front and rear axles.

□ The **Adaptive M suspension^{3,*}** with variable damper control allows the driver to choose between comfortable or sporty suspension settings.

□ The **Adaptive M suspension Professional*** combines various technologies for optimum driving stability and dynamics.

□ The **M sport differential^{3,*}** optimises traction and driving stability when driving dynamically or on different road surfaces.

¹ Electronically limited.
² The data for fuel consumption, CO₂ emissions and energy consumption are determined in accordance with the measurements processes as defined by European Regulation (EU) 2007/715 in the applicable version. Data refer to a vehicle with base-level equipment in Germany, and the ranges account for differences according to the selected wheel and tyre size and the optional equipment and may change during the configuration process. Figures

have been determined on the basis of the new WLTP test cycle and have been converted back into NEDC figures for comparability. [For these vehicles, values other than those specified here may apply for the assessment of taxes and other vehicle-related charges that are (also) based on CO₂ emissions].
³ Available as standard for M50i and M50d.

DRIVING EXPERIENCE CONTROL

■ The Driving Experience Control features various different modes, so the driver can choose between a comfortable, particularly efficient or superbly athletic drive.

xOFFROAD PACKAGE

□ The new BMW X6 features an xOffroad package* that allows you to travel safely and quickly on the road as well as on less solid surfaces at all times. Four selectable off-road modes adapt the all-wheel drive xDrive even more precisely to the current driving surface – for even better traction on sand, rocks, gravel or snow.

INTEGRAL ACTIVE STEERING

□ Integral Active Steering boosts manoeuvrability and agility at lower speeds while improving stability at higher speeds.

ADAPTIVE 2-AXLE AIR SUSPENSION

□ The Adaptive 2-axle air suspension* makes driving particularly comfortable with high driving dynamics and makes it easier to get in and out and load the vehicle. The air suspension automatically keeps the vehicle at a constant height regardless of the load. It can also be raised or lowered manually at the touch of a button.

STEPTRONIC SPORT TRANSMISSION

■ The 8-speed Steptronic Sport transmission with Launch Control offers sporty gear changes, both automatically and manually via the selector lever or gearshift paddles – for comfortable cruising or dynamic driving. In SPORT mode and with the gear lever in the left-hand S/M position, the gear shifts are configured for maximum performance.

INTEGRATED BRAKING SYSTEM

■ The integrated braking system is characterised by a sporty brake pedal feeling and particularly fast control interventions. It combines the functions of brake actuation, brake force amplification and the brake control system (DSC) in a compact and weight-optimised brake module. The integrated braking system achieves extremely short stopping distances.



*The availability of some equipment features and functions depends on engine variants or additional options. The market and production availability may vary. You can find detailed information about terms, standard and optional equipment at www.bmw.com or from your BMW Partner.

The Standard and Optional equipment may differ between countries. Please consult your local BMW partner for more information.

DRIVER ASSISTANCE.

BMW Personal CoPilot By your side, when you decide.

□ **Driving Assistant Professional^{1,*}** offers optimum comfort and maximum safety during lots of critical or monotonous driving situations with Steering and lane control assistant incl. support in narrow places, Emergency Stop Assistant, local hazard warning, Lane Keeping Assistant with active side collision protection and other safety functions.

□ The **Steering and lane control assistant incl. support in narrow places*** can be activated to support you in monotonous traffic situations. At speeds of up to 210 km/h on all road surfaces with Active cruise control, the system conveniently supports steering and keeps the vehicle in the centre of its lane.

□ The **Crossing traffic warning front*** warns you of crossing traffic when entering intersecting crossing traffic in unwieldy places. The system works up to a speed of 7 km/h and can be activated and deactivated via the “Park” setting menu.

□ **Parking Assistant Plus** makes parking and manoeuvring the vehicle easier. It features among others the Surround View system including Top View, Panorama View, Remote View 3D, as well as a lateral parking aid, the Active Park Distance Control, emergency braking function, Parking Assistant with linear guidance and Reversing Assistant.

□ The **Reversing Assistant*** stores the last 50 m of the driven path in forward travel up to 35 km/h, so that it can be retracted if required. You are relieved of the steering work and can concentrate on monitoring the vehicle environment.

□ The **BMW Drive Recorder*** allows you to record a video from the vehicle environment and play the video on the central Control Display or via USB export also on your CE device. Important vehicle information such as speed and GPS position are stored synchronously with the video. The Drive Recorder has two sub-functions, the Event Recorder and the Crash Recorder.



*The availability of some equipment features and functions depends on engine variants or additional options. The market and production availability may vary. You can find detailed information about terms, standard and optional equipment at www.bmw.com or at your BMW Partner.

¹ Function may be limited in darkness, fog or bright glare.


SAFETY.

Innovation and technology 20121

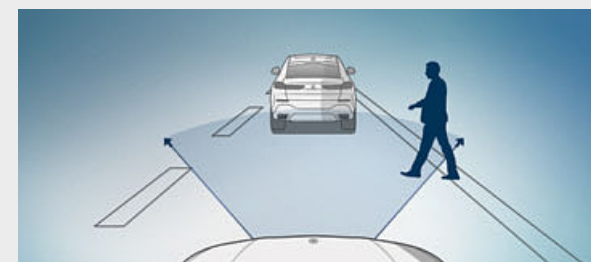
■ Standard equipment □ Optional equipment



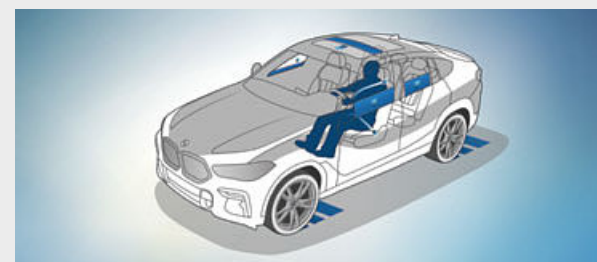
□ The **Crossing traffic warning rear*** warns you of crossing traffic when pulling out of perpendicular parking spaces.



□ **BMW Laserlight** in a unique X design reaches a maximum illumination range of up to 500 m in laser high-beam mode.



□ **Active Guard*** includes the front collision warning with braking function and Lane Departure Warning.



□ **Active Protection** takes precautions in critical situations and brakes the vehicle to a standstill after an accident.

The Standard and Optional equipment may differ between countries. Please consult your local BMW partner for more information.

COMFORT AND FUNCTIONALITY.

BMW ConnectedDrive Connected to be free.



CONNECTED MUSIC

□ Enjoy 30 million songs on the road. With Connected Music¹*, your favourite music is always with you – directly in your BMW at any time of day.

BMW INTELLIGENT PERSONAL ASSISTANT

■ ‘Hey, BMW. Who are you?’ – The BMW Intelligent Personal Assistant* is the soul of your BMW. It understands and supports you in many situations.

DIGITAL KEY

□ Your car key? No need for that anymore. The Digital Key²* exists on your Android smartphone, and you can share it with friends.

REMOTE SOFTWARE UPGRADE

■ Do you want your BMW to be up to date with the latest software? With Remote Software Upgrade, your BMW will always be up to date – without having to visit your BMW service partner. Upgrades are installed over-the-air, just as they are for your smartphone. In this way, other functions in your vehicle can also be activated.

PARKING PLACE ASSIST

□ Trying to find a parking space close to your destination? This is an easy task with the Parking Space Assistant*. It suggests vacant spaces in large parking facilities or on the street and, based on your selection, finds the best route for you with the highest likelihood of an available space. You can also pay for parking cash-free using ParkNow.

INTELLIGENT FUNCTIONS

□ Intelligent functions* include Connected Command, Automate My Habits, Predictive Preconditioning and Weather Guard. Automate My Habits memorises your preferred settings and can activate them automatically. Using Connected Command, passengers can access the entertainment and navigation systems using the BMW Connected app. They can also control key features of the air conditioning system.

¹ Depending on availability, the partner Spotify will come into the vehicle via Remote Software Upgrade.

² Prerequisite is a BMW ConnectedDrive account and a compatible smartphone with Android operating system, NFC technology and integrated secure element. Only compatible with selected Android smartphones with Android 8.0 or higher. For customers with non-compatible smartphones, a high-quality key card is provided.

COMFORT AND FUNCTIONALITY.

Innovation and technology 22 | 23

■ Standard equipment □ Optional equipment

□ The **luggage-compartment package**³ includes not only flexible fastening nets and the slide and anti-slip rails in the luggage compartment, but also the flex net, which can be attached to various eyelets and can also be used as a shopping bag.

□ The **Ambient Air Package**³ comprises a fragrance dispersal function and an air ionisation function. There are several fragrances to choose from, all specially composed for the vehicle. Two of them can be used in parallel and selected alternately.

□ When open, the **Panorama glass roof** provides a great deal of fresh air. Closed, it creates a bright, light-flooded atmosphere in the interior. It opens and closes completely automatically at the push of a button or with the vehicle key, and is equipped with slide and lift functions, roller sunblind and wind deflector.

□ The **acoustic glazing*** on the front side windows complements the acoustic glazing on the front windscreen and significantly reduces the level of noise for everyone inside the vehicle. It minimises noise created by the outside surroundings and flow of air, as well as by the engine, tyres and windscreen wipers. Music listeners and hands-free device users in particular will appreciate the difference this makes.

□ The **Massage function*** for driver and passenger improves the physical wellbeing by stimulating or relaxing certain muscle groups. There are several massage programmes dedicated to different parts of the body.



³ Expected to be available from 12/2019.

Some ConnectedDrive Services may differ between countries. Please consult your local BMW partner for more information. The Standard and Optional equipment may differ between countries. Please consult your local BMW partner for more information.

* The availability of some equipment features and functions depends on engine variants or additional options. The market and production availability may vary. You can find detailed information about terms, standard and optional equipment at www.bmw.com or from your BMW Partner.

BASE.

Discover even more with the new BMW Brochures app. Available now, for your smartphone and tablet.



■ The black Sport leather steering wheel with three spokes features a Chrome decorative trim. A thick rim and contoured thumb rests provide an exceptionally pleasant, high-grip feel. The airbag cover is also finished in leather.



■ Dynamic and comfortable: the standard and individually adjustable Sport seats for the driver and front passenger feature numerous electric adjustment options, including backrest width and seat angle. Together with adjustable thigh support, the taller seat and backrest bolsters provide excellent ergonomics and more lateral support during fast cornering.

- Selected base model equipment features:**
- 19" light alloy wheels V-spoke style 734
 - Leather 'Vernasca' design-perforated
 - Interior trim finishers Aluminium 'Mesheffect' dark
 - BMW Live Cockpit Professional with 12.3" instrument cluster and 12.3" Control Display
 - Ambient lighting
 - Adaptive LED headlights
 - Steptronic Sport transmission
 - Sport seats for driver and front passenger incl. electrical seat adjustment
 - with memory
 - Sport leather steering wheel
 - 2.5-zone automatic air conditioning
 - Instrument panel in Sensatec



■ 19" light alloy wheels V-spoke style 734, Reflex Silver with run-flat tyres, wheel size 9J x 19 with 265/50 R19 tyres.

xLINE.

■ Standard equipment □ Optional equipment



■ The black Sport leather steering wheel with a thick rim and contoured thumb rests has an exceptionally pleasant, high-grip feel.



□ The comfort seats for driver and front passenger can be adjusted electrically in a variety of ways and provide a perfect seating position for a relaxed arrival.

- xLine exterior equipment:**
- BMW kidney grille with exclusively designed vertical slats with front sides and grille frame in Aluminium satinated look
 - 20" light alloy wheels V-spoke style 738 Bicolour; other wheels available
 - BMW Individual Exterior Line in Aluminium satinated, alternatively BMW Individual high-gloss Shadow Line
 - Specific air intakes in Aluminium satinated look
 - Side skirts trim with trim strip in Aluminium satinated
 - Rear apron with design elements in Aluminium satinated look
 - Roof rails in Aluminium satinated, alternatively BMW Individual roof rails
 - high-gloss Shadow Line



■ 20" light alloy wheels V-spoke style 738 Bicolour Ferric Grey with mixed tyres and runflat properties, gloss-lathed, front 9J x 20 with 275/45 R20 tyres, rear 10.5J x 20 with 305/40 R20 tyres.



□ 21" light alloy wheels Y-spoke style 744 Bicolour Orbit Grey with mixed tyres and runflat tyres, gloss-lathed, front 9.5J x 21 with 275/40 R21 tyres, rear 10.5J x 21 with 315/35 R21 tyres.

- xLine interior equipment:**
- vehicle key with Chrome detailing

M SPORT PACKAGE.

powered by  Discover even more with the new BMW Brochures app. Available now, for your smartphone and tablet.

■ Standard equipment □ Optional equipment



■ The M Leather steering wheel including multifunction buttons, an M badge and an integrated driver-side airbag is featured in three-spoke design. With a steering wheel rim in leather ‚Walknappa‘ Black with black stitching and contoured thumb rests, it provides a direct, athletic steering experience.



□ Dynamic and comfortable: the standard and individually adjustable Sport seats for the driver and front passenger feature numerous electric adjustment options, including backrest width and seat angle. Together with adjustable thigh support, the taller seat and backrest bolsters provide excellent ergonomics and more lateral support during fast cornering.

M Sport package exterior equipment:

- M Aerodynamics package with front apron, side skirts and wheel arch trims in body colour
- 20" M light alloy wheels Star-spoke style 740 M in Bicolour with mixed tyres and run-flat properties; other wheels available
- Adaptive M suspension; other suspensions available
- Steptronic Sport transmission
- BMW Individual high-gloss Shadow Line, alternatively BMW Individual Exterior Line Aluminium satinised
- M designation on the sides
- M Sport brake with blue painted brake callipers with M designation
- Rear apron with diffuser insert
- M Sport package specific rear spoiler
- M Sport exhaust system
- Tailpipe trim strip in M Sport package specific geometry
- Exclusive paintwork in Carbon Black metallic; other paintworks available
- Welcome Light Carpet

M Sport package interior equipment:

- M door sill finishers, illuminated, M driver footrest and M specific pedals
- Sport seats for the driver and front passenger in leather ‚Vernasca‘ black with contrast stitching and M signature; other upholsteries available
- M Leather steering wheel
- BMW Individual headliner Anthracite
- Interior trim finishers in Aluminium ‚Mesheffect‘ dark, alternatively M Sport package specific interior trim finishers in Aluminium Tetragon; other trims available
- Instrument cluster with M specific display in SPORT and SPORT+ mode
- M Sport package specific vehicle key
- M specific* floor mats in velour



■ 20" M light alloy wheels Star-spoke style 740 M Bicolour Orbit Grey with mixed tyres and runflat tyres, gloss-lathed, front 9J x 20 with 275/45 R20 tyres, rear 10.5J x 20 with 305/40 R20 tyres.



□ 22" M light alloy wheels Double-spoke style 742 M Bicolour Jet Black with mixed tyres, gloss-lathed, front 9.5J x 22 with 275/35 R22 tyres, rear 10.5J x 22 with 315/30 R22 tyres.

*The availability of some equipment features and functions depends on engine variants or additional options. The market and production availability may vary. You can find detailed information about terms, standard and optional equipment at www.bmw.com or from your BMW Partner.

The Standard and Optional equipment may differ between countries. Please consult your local BMW partner for more information.

THE NEW BMW X6 M50i.

Even more – of everything: The new BMW X6 M50i further intensifies the already unmistakable character of the BMW X6 in every respect. Equipped with the most powerful engine of the BMW X6 series – and the unmistakable sound from the M Sport exhaust system – it dominates the road from the very first metre. Thanks to a specifically tuned Adaptive M suspension, precise steering and an M Sport differential that improves traction, it easily makes competitors disappear in the rear-view mirror. Such a strong personality naturally also enjoys an unforgettable appearance: Specific features such as kidney grille slats, exterior mirror caps, model lettering and tailpipe trims in the M signature colour Cerium Grey set the standard for absolute athleticism. At the same time, design details such as model designations on the illuminated door sill finishers, in the instrument cluster, on the centre console, on the engine cover and at the rear leave no doubt about the absolute high-performance ambitions of the new BMW X6 M50i.

■ Standard equipment □ Optional equipment



■ An unmistakable sight from the front: A special highlight is the lighting of the typical BMW double kidney grille. With kidney grille slats and a kidney grille frame in the M signature colour Cerium Grey, the front of the new BMW X6 M50i is both elegant and consistently sporty.



■ All door sill finishers are not only illuminated, but also bear the „M50i“ model designation.



■ The trapezoidal tailpipes are painted in the M signature colour Cerium Grey and already visually arouse the desire for the rich sound of the M Sport exhaust system.



■ The BMW TwinPower Turbo 8-cylinder petrol engine combines two turbochargers with Valvetronic fully variable valve control and the direct petrol injection High-Precision Injection. Its peak output is 390 kW (530 hp) with a maximum torque of 750 Nm. The two turbochargers are compactly positioned between the cylinder banks.

BMW INDIVIDUAL.

THE EXPRESSION OF PERSONALITY.



The paint finish in BMW Individual Ametrine metallic makes an unmistakable self-confident statement. It contains the effect pigment Xirallic, which, depending on the intensity of the light, creates a fascinating glitter in countless shades of the gemstone that gives it its name.



Fine, aristocratic, timeless: The BMW Individual full leather trim Merino Black is a sign of a personality that appreciates something special.



The interior trim finishers in BMW Individual fine-wood trim Fineline black with aluminium inserts are characterised by their extremely high-quality appearance. Each grain is adapted specifically for each vehicle, emphasising the high craftsmanship ambitions of BMW Individual.

If someone decides, then you: BMW Individual offers you all the options to customise the BMW X6 according to your wishes, with the degree of customisation entirely up to you. Add your personal driving experience to the typical BMW driving pleasure. Choose what suits you the most from particularly high-quality equipment options: Exclusive BMW Individual paint finishes that show style and confidence. Soft, voluminous leather trims and interior trim finishers made of fine woods, which turn the interior into your personal comfort zone. Or go your very own way, only following your ideas – BMW Individual ensures that they become an automotive reality.

ADDITIONAL EQUIPMENT.

Discover even more with the new BMW Brochures app. Available now, for your smartphone and tablet.

■ Standard equipment □ Optional equipment



□ The BMW kidney grille, 'Iconic Glow' sets impressive visual highlights. With its innovative LED fibre technology, it enables sensational white light scenarios – for example while driving or when opening and closing your vehicle.



■ The rear lights are made up of individual high-performance LED lighting elements. They have the characteristic, striking BMW L-shape, meaning that the vehicle is clearly recognisable as a BMW even in the dark.



□ BMW Individual high-gloss Shadow Line with extended contents includes the BMW kidney grille as well as the tailpipe trims in black high-gloss.



□ The M Carbon^{1,*} rear spoiler emphasises the vehicle's powerful, sporty design and noticeably reduces unwanted aerodynamic uplift on the rear axle.



□ The M Carbon^{1,*} mirror caps emphasise the powerful, sporty design of the vehicle.



□ In laser high-beam mode, BMW Laserlight in a unique X design illuminates a range of up to 500 m, nearly twice as far as that of conventional headlights. Better visibility in the dark significantly increases safety. The blue X signature and the "BMW Laser" lettering underline the vehicle's technological standards.




□ In warm weather, the Active seat ventilation, front* provides a cool and pleasant seat temperature, resulting in a more comfortable driving experience. Air vents in the seat surfaces and backrests suck air. The intensity of the airflow can be adjusted. The perforated surfaces are made of leather 'Vernasca'.



□ The BMW Individual Exterior Line Aluminium satinated sets luxurious accents with the side window graphics. The B- and C-pillar finishers, the exterior mirror frames, foot and base, along with the vertical window guide rails, come in black high-gloss, creating a stylish contrast to these elements.



□ BMW Individual high-gloss Shadow Line² includes numerous equipment details in Black high-gloss: the side window frame trim strips, window recess finishers, B- and C-pillars, window guides and mirror bases.



■ The Welcome Light Carpet function projects an ambient light graphic in front of the vehicle doors and creates a surrounding welcome ambience right at the entrance. The light carpet also makes getting out in the dark even more comfortable and safe.



□ The 'CraftedClarity' glass application comprises hand-made glass elements that visually and tactilely enhance the interior. The details of the gear selector, volume control, iDrive Controller and Start/Stop button are made of fine crystal.

¹ Expected to be available from 12/2019.
² Available as standard for M50i and M50d.

* The availability of some equipment features and functions depends on engine variants or additional options. The market and production availability may vary. You can find detailed information about terms, standard and optional equipment at www.bmw.com or from your BMW Partner.

The Standard and Optional equipment may differ between countries. Please consult your local BMW partner for more information.

ADDITIONAL EQUIPMENT.

Discover even more with the new BMW Brochures app. Available now, for your smartphone and tablet.

■ Standard equipment □ Optional equipment



□ Concierge Service, Remote Services, Real Time Traffic Information, Apple CarPlay® preparation or perhaps In-Car Experiences? Why order individual options when you can have everything together? With the Connected Package Professional*, you can enjoy these services from BMW ConnectedDrive as well as free additional services to test.



□ The Bowers & Wilkins Diamond surround sound system* with two diamond tweeters features outstanding studio-quality sound for every seat in the vehicle. 20 carefully positioned speakers with a total output of 1,500 watts provide a mesmerising sound experience. Individual speakers are highlighted with specific illumination, visually emphasising the system's outstanding sound quality.



■ Dynamic and comfortable: the standard and individually adjustable Sport seats for the driver and front passenger feature numerous electric adjustment options, including backrest width and seat angle. Together with adjustable thigh support, the taller seat and backrest bolsters provide excellent ergonomics and more lateral support during fast cornering.



□ The comfort seats for driver and front passenger include active headrests and can be electrically adjusted in various ways. The top part of the backrest, the backrest width, thigh support and headrest height can be individually adjusted. The equipment package also includes the lumbar support and memory function for the driver and front passenger.



■ The BMW Live Cockpit Professional with navigation function¹ includes two high-quality displays network consisting of a high-resolution 12.3" Control Display that can be operated by touch and a fully digital 12.3" instrument display.



□ The full-colour BMW Head-Up Display² projects all information relevant to the journey directly into your field of vision, allowing you to fully concentrate on driving. Information such as the current speed, navigation directions, Speed Limit Info including no-overtaking indicator, along with telephone and entertainment lists are displayed.



□ Driving Assistant Professional³* offers optimum comfort and maximum safety during lots of critical or monotonous driving situations with Steering and lane control assistant incl. support in narrow places, Emergency Stop Assistant, local hazard warning, Lane Keeping Assistant with active side collision protection and other safety functions.



□ The BMW Drive Recorder* allows you to record a video from the vehicle environment and play the video on the central Control Display or via USB export also on your CE device. Important vehicle information such as speed and GPS position are stored synchronously with the video. The Drive Recorder has two sub-functions, the Event Recorder and the Crash Recorder.



□ The temperature-controlled cupholders in the centre console can individually cool or keep stored beverages warm. The temperature control is activated via buttons on the left and right. The ambient lighting also indicates the function (blue for cooling or red for heating).



□ Rear-seat entertainment Professional includes two separate high-resolution 10.2" colour screens with touch function that can be tilted and a Blu-ray drive. In this way, it becomes possible to use navigation and internet functions while driving (if a mobile phone contract exists). Additionally, a USB port and connections for MP3 players, game consoles and headphones (even wireless) are included.



□ The Panorama glass roof Sky Lounge creates a generous sense of space during the day, while at night it lends an atmospheric mood with a light design consisting of more than 15,000 light elements. The light design can be switched between six Ambient light colours.



■ The standard Ambient light, including Ambient contour lighting in the front and rear doors, creates a relaxed, cosy lighting atmosphere in the interior. The Welcome Light Carpet illuminates the area in front of the vehicle doors when entering and exiting. Six dimmable light designs in White, Blue, Orange, Bronze, Lilac and Green are available.

¹ As part of BMW ConnectedDrive, in selected European countries the system automatically updates domestic maps up to four times per year, for a period of three years.
² The information in the BMW Head-Up Display is not fully visible when viewed through

polarised sunglasses. Content shown will depend on the equipment options chosen. Further optional equipment is required to display specific items.
³ Function may be limited in darkness, fog or bright glare.

Some ConnectedDrive Services may differ between countries. Please consult your local BMW partner for more information. The Standard and Optional equipment may differ between countries. Please consult your local BMW partner for more information.

*The availability of some equipment features and functions depends on engine variants or additional options. The market and production availability may vary. You can find detailed information about terms, standard and optional equipment at www.bmw.com or from your BMW Partner.

EXTERIOR COLOUR WORLD.

Discover even more with the new BMW Brochures app. Available now, for your smartphone and tablet.

■ Standard equipment □ Optional equipment




□ Non-metallic 300 Alpine White¹



■ Non-metallic 668 Black^{2,3}




□ Metallic A90 Sophisto Grey Brilliant Effect^{2,3}



□ Metallic M475 Black Sapphire^{3,4}




□ Metallic A96 Mineral White⁴




□ Metallic C3D Manhattan⁴

BMW INDIVIDUAL




□ BMW Individual C3Z Tanzanite Blue metallic^{3,4}




□ BMW Individual X1B Ametrine metallic^{3,4}

M SPORTPAKET



□ Metallic C3W Riverside Blue



□ Metallic M416 Carbon Black

[Colour samples] These colour samples are intended as an initial guide to the colours and materials available for your BMW. However, experience has shown that printed versions of paint, upholstery and interior trim colours cannot in all cases faithfully reproduce the

appearance of the original colour. Please discuss your preferred colour choices with your BMW partner or in your dealership. There you can also see original samples and be assisted with special requests..

¹ Available as standard for M Sport package, M50i and M50d.
² Not available for M50i and M50d.
³ Expected to be available from 12/2019.
⁴ Also optionally available for the M Sport package.

The Standard and Optional equipment may differ between countries. Please consult your local BMW partner for more information.

Discover even more with the new BMW Brochures app. Available now, for your smartphone and tablet.

■ Standard equipment □ Optional equipment

LEATHER

Available with



- Base
- xLine
- M Sport package

Leather 'Vernasca' MCEW design-perforated Ivory White, interior colour Black¹



- Base
- xLine
- M Sport package

Leather 'Vernasca' MCHF design-perforated Coffee, interior colour Black




- Base
- xLine
- M Sport package

Leather 'Vernasca' MCG7 design-perforated Tacora Red, interior colour Black



- Base
- xLine
- M Sport package

Leather 'Vernasca' MCSW design-perforated Black, interior colour Black



- M Sport package

Leather 'Vernasca' MAH9 Black, contrast stitching Brown incl. M signature, interior colour Black

BMW INDIVIDUAL LEATHER

Available with



- Base
- xLine
- M Sport package

BMW Individual full leather trim 'Merino' ZBEW Ivory White*



- Base
- xLine
- M Sport package

BMW Individual extended leather trim 'Merino' VAEW Ivory White, interior colour Black¹




- Base
- xLine
- M Sport package

BMW Individual extended leather trim 'Merino' VAHF Coffee, interior colour Black^{1,*}



- Base
- xLine
- M Sport package

BMW Individual full leather trim 'Merino' ZBSW Black, interior colour black



- Base
- xLine
- M Sport package

BMW Individual extended leather trim 'Merino' VASW Black, interior colour Black^{1,*}

INTERIOR TRIM FINISHERS

Available with




- M Sport package

Interior trim finishers Aluminium Tetragon²



- Base
- xLine
- M Sport package

Interior trim finishers Aluminium 'Mesheffect' dark



- M Sport package

Interior trim finishers 'Carbon Fibre' with highlight trim finisher Pearl Chrome



- Base
- xLine
- M Sport package

Fine-wood trim 'Fine-line Stripe' brown high-gloss¹



- Base
- xLine
- M Sport package

Fine-wood trim Ash Grain brown-metallic high-gloss¹


BMW INDIVIDUAL INTERIOR TRIM FINISHERS

Available with



- Base
- xLine
- M Sport package

BMW Individual interior trim finishers piano finish Black¹




- Base
- xLine
- M Sport package

BMW Individual fine-wood trim 'Fineline' Black with Aluminium inserts


BMW INDIVIDUAL HEADLINER

Available with




- Base
- xLine
- M Sport package

BMW Individual headliner 775 Anthracite^{1,2}



- Base
- xLine
- M Sport package

BMW Individual headliner 776 Alcantara Anthracite



- Base
- xLine
- M Sport package

BMW Individual headliner XD5 Alcantara* Ivory White

Please note that even normal long- or short-term use can lead to unrecoverable upholstery damage. This can be caused in particular by non-colourfast clothing.

Please note that the interior colour depends on the selected upholstery colour.

¹ Expected to be available from 12/2019.
² Available as standard for M50i and M50d.

* The availability of some equipment features and functions depends on engine variants or additional options. The market and production availability may vary. You can find detailed information about terms, standard and optional equipment at www.bmw.com or from your BMW Partner.

The Standard and Optional equipment may differ between countries. Please consult your local BMW partner for more information.

WHEELS AND TYRES.

Discover even more with the new BMW Brochures app. Available now, for your smartphone and tablet.



■ 19" light alloy wheels V-spoke style 734 in Reflex Silver*, wheel size 9J x 19 with 265/50 R19 tyres.



□ 20" light alloy wheels Star-spoke style 736 Ferric Grey with mixed tyres and runflat tyres*, front 9J x 20 with 275/45 R20 tyres, rear 10.5J x 20 with 305/40 R20 tyres.



■ 20" light alloy wheels V-spoke style 738 Bicolour Ferric Grey with mixed tyres and runflat properties*, gloss-lathed, front 9J x 20 with 275/45 R20 tyres, rear 10.5J x 20 with 305/40 R20 tyres.¹



■ 20" M light alloy wheels Star-spoke style 740 M Bicolour Orbit Grey with mixed tyres and runflat tyres*, gloss-lathed, front 9J x 20 with 275/45 R20 tyres, rear 10.5J x 20 with 305/40 R20 tyres.²



□ 21" M light alloy wheels Y-spoke style 741 M Bicolour Orbit Grey with mixed tyres, gloss-lathed, front 9.5J x 21 with 275/40 R21 tyres, rear 10.5J x 21 with 315/35 R21 tyres.^{2,3}



□ 21" light alloy wheels Y-spoke style 744 Orbit Grey with mixed tyres and runflat tyres*, front 9.5J x 21 with 275/40 R21 tyres, rear 10.5J x 21 with 315/35 R21 tyres.⁴



□ 21" light alloy wheels Y-spoke style 744 Bicolour Orbit Grey with mixed tyres and runflat tyres, gloss-lathed, front 9.5J x 21 with 275/40 R21 tyres, rear 10.5J x 21 with 315/35 R21 tyres.¹



□ 22" M light alloy wheels Double-spoke style 742 M Bicolour Jet Black with mixed tyres, gloss-lathed, front 9.5J x 22 with 275/35 R22 tyres, rear 10.5J x 22 with 315/30 R22 tyres.²



□ 22" M light alloy wheels Double-spoke style 742 M Jet Black with mixed tyres, front 9.5J x 22 with 275/35 R22 tyres, rear 10.5J x 22 with 315/30 R22 tyres.²



□ 22" M light alloy wheels V-spoke style 747 M Cerium Grey matt with mixed tyres, gloss-lathed, front 9.5J x 22 with 275/35 R22 tyres, rear 10.5J x 22 with 315/30 R22 tyres.⁵



□ 22" BMW Individual light alloy wheels V-spoke style 746 I Orbit Grey with mixed tyres, gloss-lathed, front 9.5J x 22 with 275/35 R22 tyres, rear 10.5J x 22 with 315/30 R22 tyres.

¹ Only available in conjunction with xLine.
² Only available in conjunction with M Sport package.
³ Available as standard for M50i and M50d.
⁴ Only available in conjunction with base and xLine.
⁵ Exclusively available for M50i and M50d.

*The availability of some equipment features and functions depends on engine variants or additional options. The market and production availability may vary. You can find detailed information about terms, standard and optional equipment at www.bmw.com or from your BMW Partner.

ORIGINAL BMW ACCESSORIES.

■ Standard equipment □ Optional equipment ○ Accessories



○ This contemporary roof box in Black with titanium silver side trims has a 520-litre capacity and fits all BMW roof rack systems. It can be opened from both sides and features triple central locking on each side which makes it easy to load and provides anti-theft locking.



○ The BMW Advanced Car Eye 2.0 is a highly sensitive full-HD camera that watches over events in front of and behind the car, even when it is parked. In the event of disturbances and extraordinary movement outside the vehicle, the camera automatically records the situation in order to document possible accidents or (attempted) break-ins.



○ Secure hold for tablets with BMW safety case. The adjustable holder is mounted into position into the basic carrier or into the optional Travel & Comfort System.



○ The floating hub cap consists of the BMW logo that no longer turns with the wheel but instead remains level.



○ The high-quality 22" M Performance light alloy wheels Star-spoke style 749 M are weight-optimised with flow forming and designed in Jet Black matt with the M Performance lettering and the colour M logo. TPMS summer complete wheel set, wheel size 9.5J x 22 with tyre size 275/35 R22 104Y XL at the front and 10.5J x 22 with 315/30 R22 107Y XL at the rear.



○ Anti-slip, water-resistant mat for protecting the luggage compartment from dirt and moisture. In black with stainless steel inlay matching the interior.

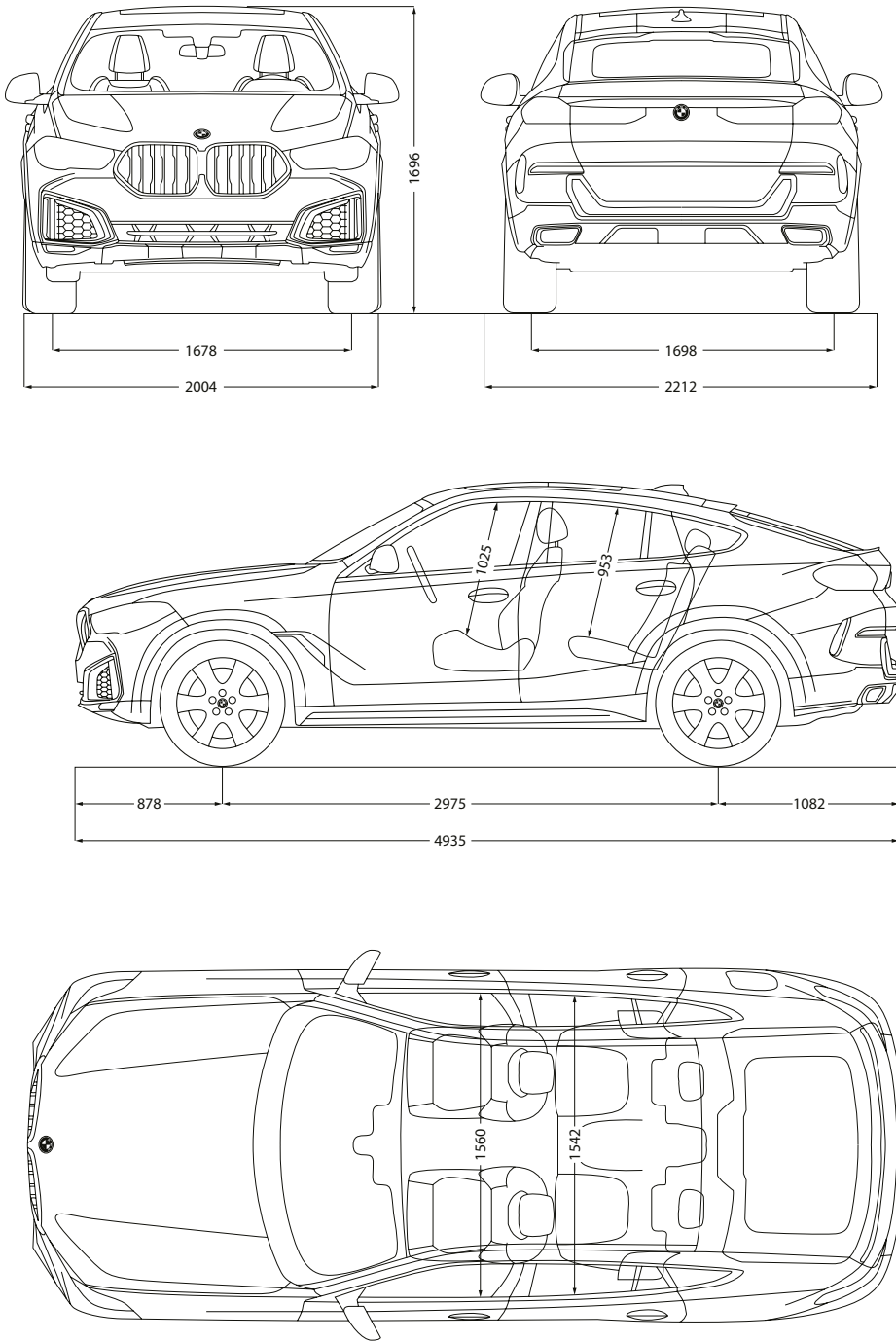


○ Precisely fitting protection against moisture and dirt in the front footwell. Featuring a black design with a stainless steel inlay, they perfectly complement the interior.

Discover the wide range of innovative solutions available for the exterior and interior, communication and information, and for transportation and the luggage compartment. Your BMW Partner is on hand to advise you on the whole range of Original BMW Accessories. For further information, please visit www.bmw.com

The Standard and Optional equipment may differ between countries. Please consult your local BMW partner for more information.

BMW X6		xDrive40i	M50i	xDrive30d	M50d
Weight					
Unladen EU (xDrive) ¹	kg	2130	2310	2185	2335
Max. permissible weight (xDrive)	kg	2800	2975	2860	3010
Permitted load (xDrive) ²	kg	745	740	750	750
Permitted trailer load, unbraked (xDrive) ³	kg	750	750	750	750
Permitted trailer load, braked, max. 12% gradient/max. 8% gradient (xDrive) ^{2,3}	kg	3500/3500	3500/3500	3500/3500	3500/3500
Luggage capacity	l	580 – 1530	580 – 1530	580 – 1530	580 – 1530
Engine					
Cylinders/valves		6/4	8/4	6/4	6/4
Capacity	cm ³	2993	4395	2993	2993
Rated output/engine speed	kW (hp)/rpm	250 (340)/5500 – 6500	390(530)/5500 – 6000	190 (265)/4000	294(400)/4400
Max. torque/engine speed	Nm/rpm	450/1500 – 5200	750/1800 – 4600	620/2000 – 2500	760/2000 – 3000
Power transmission					
Type of drive		All-wheel	All-wheel	All-wheel	All-wheel
Standard transmission (xDrive)		Eight-speed Steptronic transmission	Eight-speed Steptronic transmission	Eight-speed Steptronic transmission	Eight-speed Steptronic transmission
Driving performance					
Top speed (xDrive)	km/h	250 ⁶	250 ⁶	230	250 ⁶
Acceleration (xDrive) 0 – 100 km/h	s	5.5	4.3	8.2	5.2
Consumption ^{4, 5} - All engines conform to the EU6 standard					
Urban (xDrive)	l/100 km	9.6 – 10.1	13.7 – 14.2	6.7 – 7.4	8.0 – 8.1
Extra-urban (xDrive)	l/100 km	7.0 – 7.8	8.5 – 8.6	5.7 – 6.1	6.3 – 6.8
Combined (xDrive)	l/100 km	8.0 – 8.6	10.4 – 10.7	6.1 – 6.6	6.9 – 7.2
Exhaust emissions standard (type-certified)		EU 6d-temp	EU 6d-temp	EU 6d-temp	EU 6d-temp
Combined CO2 emissions (xDrive)	g/km	181 – 197	237 – 243	159 – 172	181 – 190
Tank capacity, approx.	l	83	83	80	80
Wheels/tyres					
Tyre dimensions		265/50 R19 W	275/40 315/35 R21 Y	265/50 R19 W	275/40 315/35 R21 Y
Wheel size		9 J x 19	9.5/10.5 J x 21	9 J x 19	9.5/10.5 J x 21
Material		Light alloy	Light alloy	Light alloy	Light alloy



The figures for performance, fuel consumption and CO₂ emissions refer to vehicles with standard transmission.

¹ The EC unladen weight refers to a vehicle with standard equipment and does not include any optional extras. The unladen weight includes a 90% full tank and a driver weight of 75 kg. Optional equipment may affect the weight of the vehicle, the payload and the top speed if the selected equipment has an impact on the vehicle's aerodynamics.

² The actual permitted load depends on the actual unladen weight and the maximum permissible weight of the vehicle (see vehicle registration and type plate on the passenger-side B-pillar) and should be determined by every customer himself. Optional equipment may affect the actual unladen weight and the remaining permitted load.

³ The actual total weight of the trailer must not exceed the maximum permitted trailer load, taking into account the maximum tow bar download.

⁴ Performance data of petrol engines apply to vehicles using RON 98 fuel. Fuel consumption data apply to vehicles using reference fuels in accordance with EU Regulation 2007/715. Unleaded RON 91 and higher with a maximum ethanol content of 10% (E10) may also be used. BMW recommends RON 95 super unleaded petrol.

⁵ The data for fuel consumption, CO₂ emissions and energy consumption are determined in accordance with the measurements processes as defined by European Regulation (EU) 2007/715 in the applicable version. Data refer to a vehicle with base-level equipment in Germany, and the ranges account for differences according to the selected wheel and tyre size and the optional equipment and may change during the configuration process. Figures have been determined on the basis of the new WLTP test cycle and have been converted back into NEDC figures for comparability. [For these vehicles, values other than those specified here may apply for the assessment of taxes and other vehicle-related charges that are (also) based on CO₂ emissions].

⁶ Electronically limited.

BMW X6 M50i:

BMW TwinPower Turbo 8-cylinder petrol engine, 390 kW (530 hp), 22" M light alloy wheels V-spoke style 747 M Bicolour with mixed tyres, exterior colour in Manhattan metallic, comfort seats for driver and front passenger in BMW Individual full leather trim ,Merino' I Black, interior trim finishers ,Carbon Fibre'.

The models illustrated in this brochure show the equipment and configuration options (standard and optional) for vehicles produced by BMW AG for the German market. Alterations in standard and optional equipment and the configurations available for the different models, as described in this brochure, may occur after 04/29/2019, the date when this brochure went to press, or according to the specific requirements of other markets. Your local BMW Partner is available to provide further details. Subject to change in design and equipment.

© BMW AG, Munich, Germany. Not to be reproduced wholly or in part without prior written permission of BMW AG, Munich.